

Hayley Chan

Panel Head of English Department



# S.K.H. Yuen Chen Maun Chen Jubilee Primary School English Language P1



Start!



# P.1 teachers



# Our NET (Native English Teacher)



# School-based English Language Curriculum

## General English

Listening Speaking Reading Writing

-Textbook+ OWLS

-Workbook

-Listening

-LMAG

(Learn more about Grammar)

-Writing

## PLP-R/W

3 out of 9 lessons per week

(reading, writing, phonics)



# Assignment

School-based materials

OWLS

LMAG

Writing tasks

Textbook

Supplementary Worksheets

Exercise books

Workbook

Read Right

Daily Readers

PLP-R/W

PLP-R/W Worksheets

PLP-R/W Study Books

Writing Booklet

Learning materials

Home reading books

Word bank

BookFLIX & TrueFLIX

PLP-R/W websites

# O.W.L.S

(Omni-way Language Skills)  
Learning Booklet



This booklet belongs to:  
Name: \_\_\_\_\_  
Class: \_\_\_\_\_ ( )



Real-life  
language



# Flipped classroom & E-learning



Scan the QR codes!



Scan the QR code for a video about  
**How are you?**

Or go to the following website

<https://www.youtube.com/watch?v=teMU8dHLqSI>

Scan the QR code for a video about  
**What is your name?**

Or go to the following website

<https://www.youtube.com/watch?v=Uv1JkBL5728>



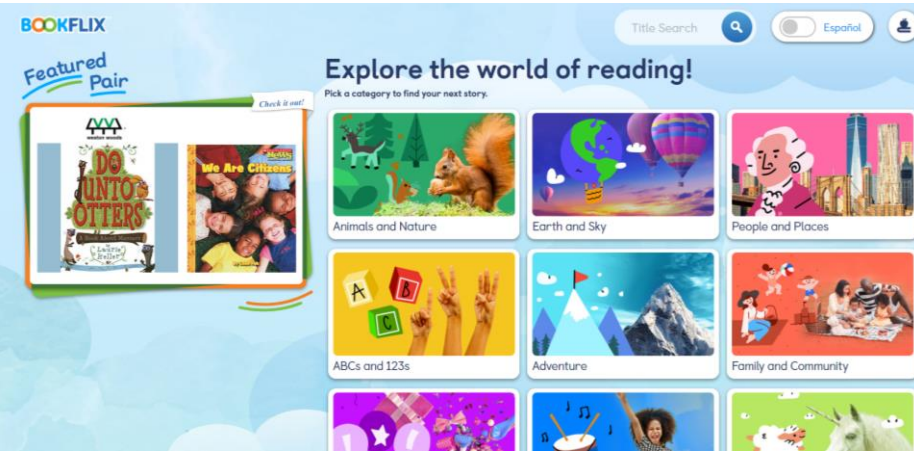
Scan the QR code for a video about  
**How old are you?**

Or go to the following website

<https://www.youtube.com/watch?v=2UlnjnW8rg>

The screenshot shows the Quizlet website interface. At the top, there is a blue navigation bar with the Quizlet logo, a search bar, a 'Create' button, and an 'Upgrade' button. The main content area is titled 'IB Ch1 Colours'. On the left, there is a 'STUDY' menu with options: Learn, Flashcards, Write, Spell, Test, Play, Match, and Gravity. The central part of the screen displays a flashcard with the word 'red' written on it. At the bottom, there are navigation arrows and a page indicator '1/11'.

# Online Reading



## Online Reading

Scan the QR code to read the story:

### 100<sup>th</sup> Day of School

(BookFLIX - Family and Community)



How much did you like it?



Don't forget to colour one of the faces!



Scan the QR codes!



# LMAG (Learn More About Grammar)

SKH Yuen Chen Maun Chen Jubilee Primary School  
LEARN MORE ABOUT  
**GRAMMAR**  
Primary 1

The map includes the following topics: Rearranging Sentences 1-9, Punctuations 1-5, Connectives 'AND', What Colour...?, Imperatives 1-2, Present Continuous 1-3, Pronouns 1-2, Modal verb: Can, Articles 1: 'a' and 'an', Articles 2: 'a' and 'an', Verbs 1: is/am/are, Verbs 2: is/am/are/has/have, Preposition, Question Words, There is/ There are 1, and There is/ There are 2.

Learn more about grammar  
This book belongs to:  
Name: \_\_\_\_\_  
Class: \_\_\_\_\_

8

## Rearranging sentences (3)

Score: \_\_\_\_/3

Put the words in the correct order and form sentences.

e.g. She / . / classmate / my / is

She is my classmate.

1. monitor / is / He / a / .

\_\_\_\_\_

2. is / my / . / This / friend/ , / Andy

\_\_\_\_\_


3. my / . / is / teacher / He / , / English / Mr Trevor

\_\_\_\_\_



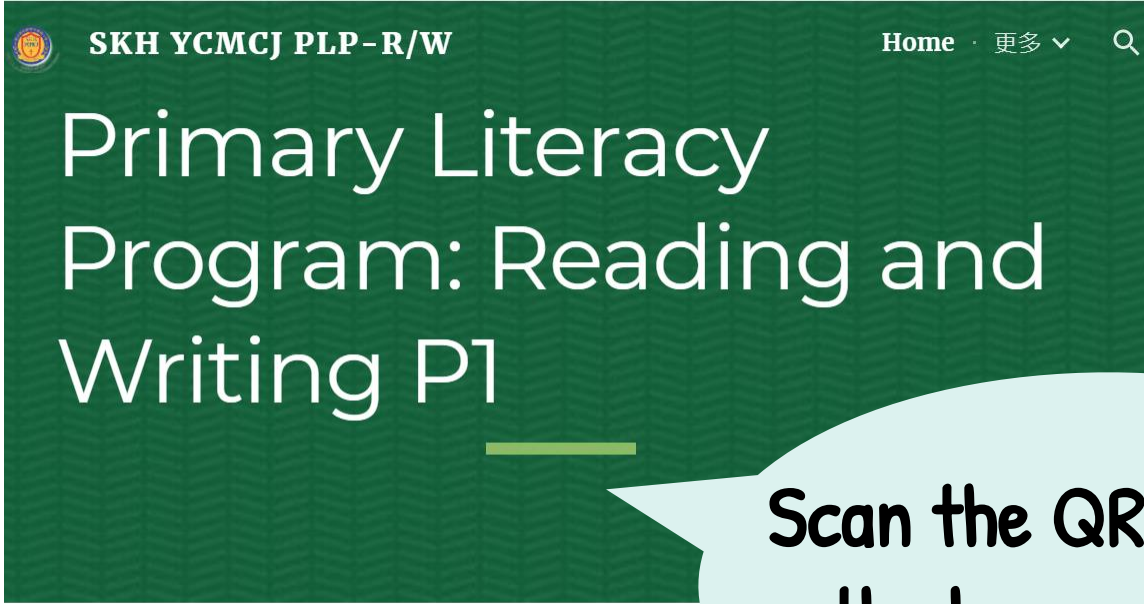
# READING

## P.1 & P.2 PLP-R/W Home Reading Programme



# READING

## P.1 & P.2 PLP-R/W reading and writing/ phonics websites



SKH YCMCJ PLP-R/W Home · 更多 ▾ 🔍

# Primary Literacy Program: Reading and Writing P1

[Introduction to the PLP-R/W program](#)

[How to use this site](#)



Scan the QR codes on the home readers checklist!

# READING



## Online learning: BookFLIX & TrueFLIX

**BOOKFLIX**

Featured Pair

Check it out!

**DO UNTO OTTERS**

**We Are Citizens**

Explore the world of reading!  
Pick a category to find your next story.

- Animals and Nature
- Earth and Sky
- People and Places
- ABCs and 123s
- Adventure
- Family and Community
- Arts and Music
- Science and Nature
- History

**TRUE FLIX™**

RESOURCES & TOOLS | HELP | ABOUT

**WELCOME TO TRUEFLIX!**  
Click on a category, or click on the featured book to begin.

**People, Places, and History**

- American Indians
- Ancient Civilizations
- Biographies
- The Civil War

**The Southeast**  
The water in Southeastern Florida Park is so clear, you can see the bottom of the fountain.  
DANA MEACHEN RAU  
SCHOLASTIC

**WATCH, READ, EXPLORE  
FIND THE TRUTH!**

**Science and Nature**

- Alternative Energy
- Animal Kingdom
- Disasters
- Earth Science

Earthquakes | Floods | Thunderstorms | Tsunamis

# READING



## Print books vs. E-books

- Print books make reading **physically pleasurable** (tactile sensation of holding a book in your hands).
- Print books help children **become better readers** (less likely to be distracted and more engaged)





# Dictation

1<sup>st</sup> term: Once

2<sup>nd</sup> term: 3 times + 1 unseen

3<sup>rd</sup> term: 3 times + 1 unseen

**The dictation content will be given  
at the beginning of each term**

Name : \_\_\_\_\_ ( ) Class : \_\_\_\_\_

Please study hard for the dictation.  
請保存第一學期默書範圍，並努力溫習。

### Dictation 1 (已派發)

Dictation 2 (Book 1A Ch.1) Date : \_\_\_\_\_  
(默書日期)

A. Sentences: (100 marks)

1. How old are you?
2. He meets a new friend.
3. Good morning!
4. Nice to meet you.
5. I am eight years old.
6. I am fine, thank you.

Corrections(改正): 及格者(60分或以上), 每個錯改該生字及  
句子兩次;  
不及格者(59分或以下), 每個錯改該生字  
兩次及全部句子抄一次。

Pass- Write the vocabulary and sentence(s) twice for  
any mistakes.

Fail- Write all the vocabulary twice for any mistakes.  
Write all the sentences once.

Dictation 3 (Book 1B Ch. 1) Date : \_\_\_\_\_  
(默書日期)

A. Vocabulary: (10 marks)

hello, six, seven, eight, how

B. Sentences: (90 marks)

1. What colour are they?
2. They are purple and pink.
3. I have two planes.
4. I have a teddy bear.
5. I have a car.
6. It is yellow and red.
7. The ball is blue and green.

Corrections(改正): 及格者(60分或以上), 每個錯改該生字及  
句子兩次;  
不及格者(59分或以下), 每個錯改該生字  
兩次及全部句子抄一次。

Pass- Write the vocabulary and sentence(s) twice for  
any mistakes.

Fail- Write all the vocabulary twice for any mistakes.  
Write all the sentences once.



# Dictation



A. Vocabulary: 10%

5 items

B. Sentences: 90%

C. Bonus Dictation:

(From 2<sup>nd</sup> term onwards)

10% (maximum)



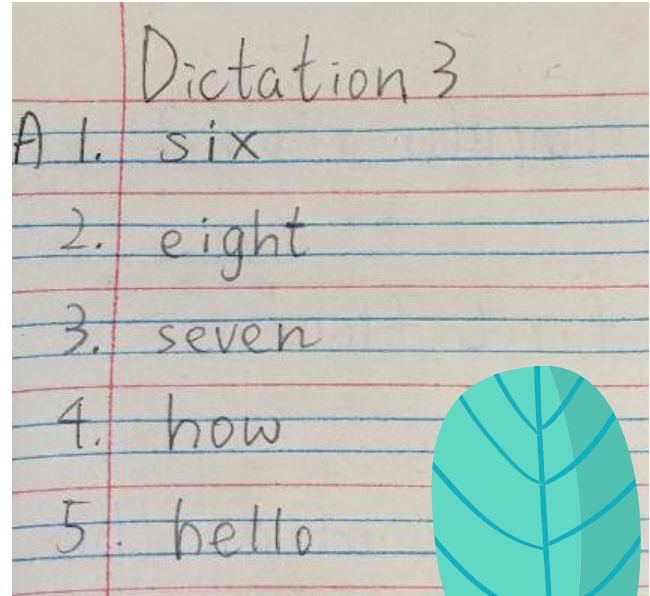
**Total :**

**110% (maximum)**



# A. Vocabulary:10%

10 marks, 5 vocabulary items selected from the previous chapter, 2 marks@, 10 items assigned beforehand, starting from 2<sup>nd</sup> term



## B. Sentences : 90%

B 1. Is there a computer room?

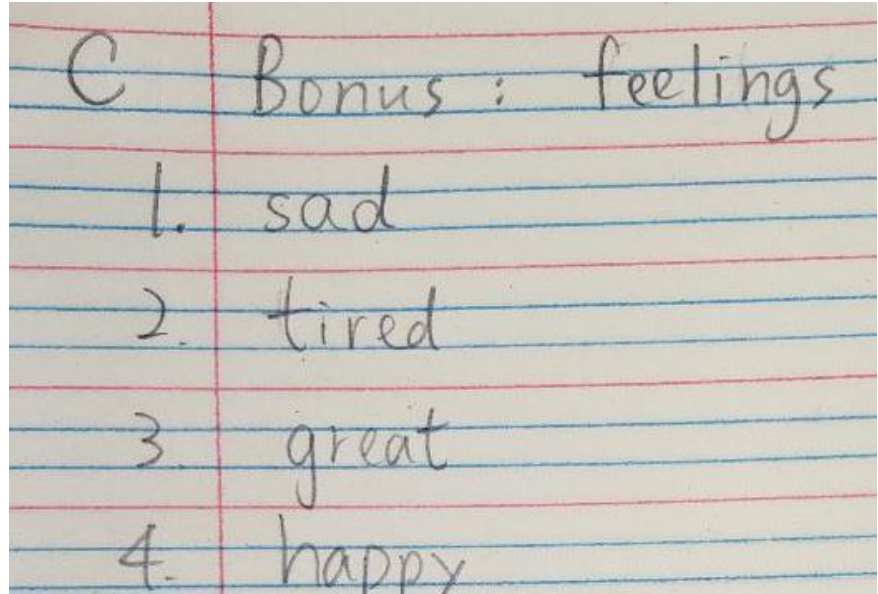
2. It's on the first floor.

3. There is a music room on the third floor.



## C. Bonus Dictation (from 2<sup>nd</sup> term onwards): 10% (maximum)

- Within one minute, write as many words as you can.
- 1 correct word, 1 extra mark.



# Word Bank


✚ T

## Adjectives

	Adjectives	Chinese meanings	Examples/ Remarks		Adjectives	Chinese meanings	Examples/ Remarks
1.	absent	缺席的	Ann was absent this morning.	28.	different	不同的	
2.	afraid	害怕的	Don't be afraid.	29.	dirty	骯髒的	
3.	angry	生氣的	Miss Ho is angry with Bob.	30.	dry	乾的	
4.	bad	壞的； 不好的	The weather was bad.	31.	easy	容易的	an easy book
5.	beautiful	美麗的	a beautiful face	32.	empty	空的	an empty box
6.	big	大的	a big nose	33.	excellent	出色的	an excellent doctor
7.	boring	沒趣的； 令人厭倦的	a boring evening	34.	exciting	令人興奮的	an exciting football game



# Reminders for Dictation

1. Pronunciation, read aloud
  2. Look → Cover → Write → Check
  3. Sentences from textbook  
original → mixed sentences
  4. Self-regulated learning habit
- 

# Examination

Paper I : Written Test (92% or 93%)

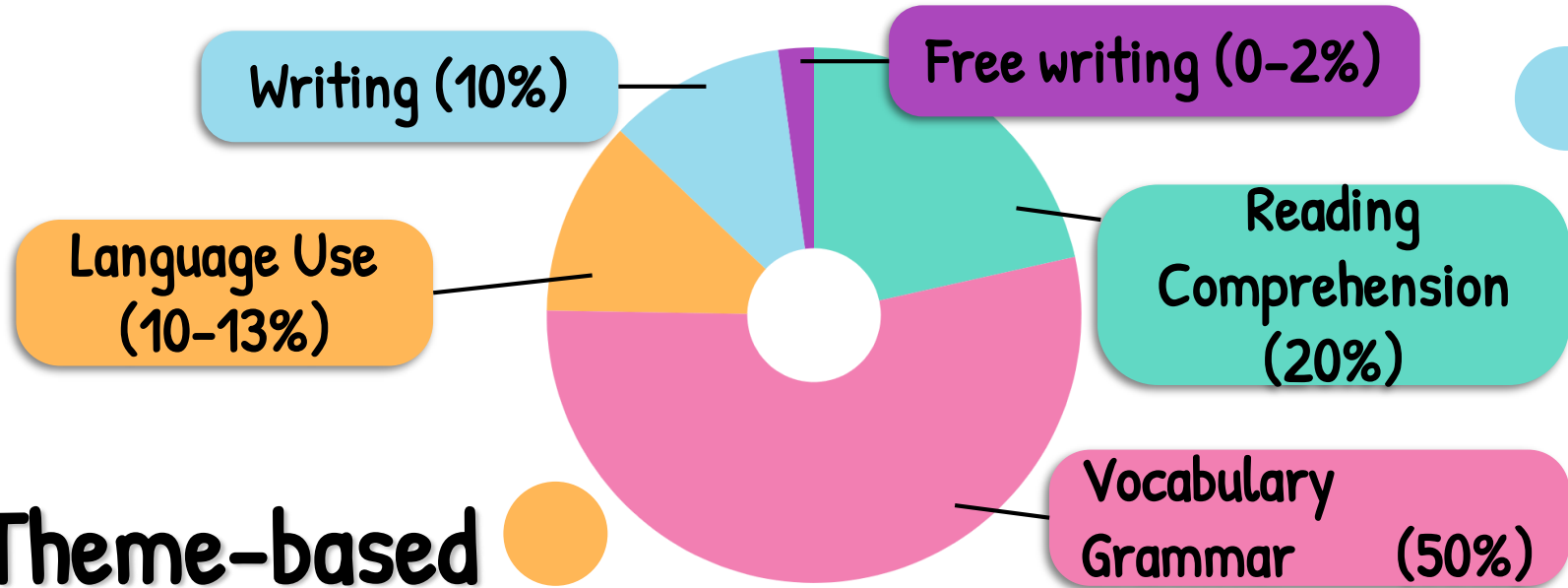
Paper II : Listening Test (7% or 8%)

Paper III: Oral Test

- spontaneous language use
- reading aloud
- picture description
- teacher-student interaction



# Paper 1: Written



Theme-based

# Exam arrangement(1<sup>st</sup> Term)

- 朗讀及講解大題目(英文科以中文講解大題目)。
- 各科供詞填充的詞語及閱讀理解的內容只朗讀1次，其他部份須連續細讀每一試題2次(閱讀理解除外，詳見下文)。
- 英文「閱讀理解部分」讀卷方式：
  1. 讀題目一次(不讀答案選項)
  2. 讀閱讀理解篇章內容一次
  3. 再讀題目及每題答案選項一次



# Alphabets

1st Test  
only

Tom is learning the letters. Help him to write the missing letters. (15% - 1%)

Write the missing capital letters.

A ( B ) ( ) D ( ) ( )

Write the missing small letters.

m ( ) o ( ) ( ) ( )

# Punctuation Marks



A. Write the correct punctuation marks ( , / . / ? / ! ) in the boxes.

,   .   ?   !

e.g. What is your name

?

1. Good morning

2. Hi

Tinky

3. How are you

4. Hello

Kelly



# Rearranging Sentences

B. Put the words in the correct order and form sentences.

e.g. ? / is / name / What / your

What is your name ?

1. old / you / ? / are / How

\_\_\_\_\_

2. seven / I / . / am / old / years

\_\_\_\_\_

# Vocabulary


## Ben at school

- (A) Ben is checking his things for school. His mother is helping him. Look at the things below and label them.  
(10% @2%)

e.g. a ruler      1. a \_\_\_\_\_



e.g.



1.



2.



2. a \_\_\_\_\_

3. a \_\_\_\_\_


# Vocabulary



D. Tammy is writing about the seasons and the weather her friends like. ↵

(I) → **Fill in the blanks with the most suitable words.** (10% @1%) ↵

Holly likes (e.g.) autumn  It is (e.g.) cool 16°C.

and (1) w  ↵

Tim likes (2) s  We can hear

is (3) w  and (4) w 

Students have to understand the text. Pictures are provided for students to get the correct answers.

# Grammar

(H) Sam is making some clothes for his friends. Finish the

sentences with the given words. You may use the words

more than once. (10 % @2 %)

His

Her

Our

Their

e.g. Peter has a T-shirt. His T-shirt is green.


1. This is Kitty. \_\_\_\_\_ socks are blue.

2. Peter's shoes are brown. \_\_\_\_\_ shoes are big.

3. They are John and Ben. \_\_\_\_\_ shirts are blue.

# Language Use

A. Mary goes to school today. She sees some signs at school. Help her match the signs and write the correct letters in the brackets. (10% @2%)



e.g. Do not pick the flowers. ----- (A)







1. Do not climb. ----- ( )

All examples test students' subject knowledge directly



# Language Use

(D) Ben and Cherry are good. They help at home. Read the following table and answer the questions in complete sentences. (10 % @2%)

						
Mum	✓	✓		✓		
Ben					✓	
Cherry			✓	✓		✓

e.g. Does Mum sweep the floor?

Yes, she does.

1. Does Ben walk the dog?

\_\_\_\_\_



(D) 'More Than Soup' is a good restaurant. Read the menu and the coupon of 'More Than Soup'.

More Than Soup	
Menu	
	Beef noodles \$35
	Seafood noodles \$35
	Pork soup \$12
	Tomato soup \$10
	Banana cakes \$10
	Chocolate cakes \$15



# Language Use



Answer the following questions in complete sentences or blacken the circle next to the correct answer. (6% @2%)

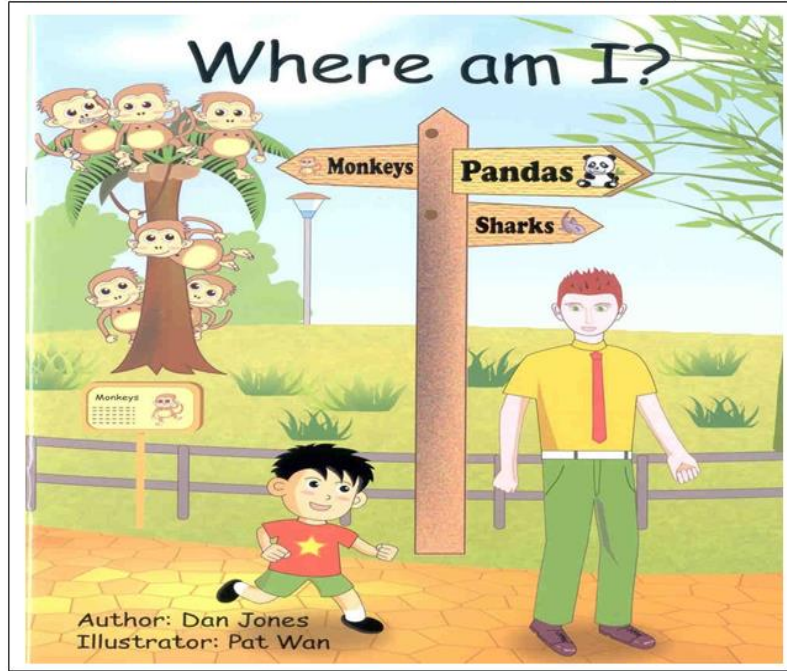
e.g. What is the name of the restaurant?

It is 'More Than Soup' \_\_\_\_\_

1. Tim and Tammy like fruit. Which cake can they have?

\_\_\_\_\_

- (E1) Sam is reading a story. Look at the book cover. ↵  
Blacken ● the circle next to the best answer. (6 % @ 2 %) ↵



e.g. What is the title of the story? ↵

- A. Monkeys                      ● B. Where am I ↵  
 C. Pandas                          D. Sharks ↵

1. Who is the author of the book? ↵

- A. Dan Jones                       B. Pat Wan ↵  
 C. Betty Wan                        D. Kan Jones ↵

# Language Use: Book Concepts



# Language Use

Harry and Holly are P.2 students in YCMC School. They have a notice for their mummy. Read the notice carefully and tick (✓) the correct answers [10% @2%]

<u>School Outing For P.2 Students</u>		
Date:	10 <sup>th</sup> May (Saturday)	
Class:	2A, 2B	2C, 2D
Place:	Hong Kong Park	SPCA
Can do:	Learn about plants	Learn about animals
Teachers:	Miss Chan	Miss Lee
	Miss Wong	Mr. Lam
School bus fee:	\$20	

Some reading strategies are required

5. The students will go by \_\_\_\_\_.
- train                       bus                       school bus

G. Now the children are reading books in the library. Mary reads an animal story. She is sharing with her classmates. Read what she says.

Mary



I like animals. I can see a monkey. It is orange. I can see an elephant. It has blue ears. I can see a parrot. It is green. I can see a panda. It has black and white eyes. I can see an octopus. It is red. I can see a tiger. It has a yellow mouth.

2. Mary can see \_\_\_\_\_ in the book.
- A. toys
  - B. animals
  - C. friends

# Comprehension

Students can get different clues from the instruction and the passage.

F. Ben is introducing himself. Read what he says.



My name is Tom.

I am seven years old.

I am in Class 1E.

I have a car.

It is red.

# Writing

**Bonus marks are  
given for elaboration**

My name \_\_\_\_\_

I am \_\_\_\_\_

I am in Class \_\_\_\_\_


I \_\_\_\_\_

\_\_\_\_\_

# Paper 3: Oral



- A. spontaneous language use
- B. reading aloud
- C. picture description
- D. teacher-student interaction



## Reminders for Examination

1. Self - regulated learning habit
2. Spelling (phonics skills)
3. Grammar
4. Language Use
5. Reading Skills
6. Read the instructions carefully

Try your  
best!





**THANK YOU!**